

# Visiting Parramatta Artists Studios Rydalmere: A Visual Story for Studio Artists

Prepared March 2025





# Acknowledgement of Country



City of Parramatta Council  
acknowledges the Traditional Owners  
of the land of Parramatta, the Dharug  
people. Council also acknowledges  
the present Aboriginal and Torres  
Strait Islander people who now reside  
within Parramatta.





# About this Visual Story

This visual story is to help you navigate the space at Parramatta Artists Studios, Rydalmere (PAS Rydalmere) and know what to expect from the venue as a **studio artist**.



# Contents

[About this document](#).....P.5

[Section 1:](#) What is Parramatta Artists Studios, Rydalmere?.....P.9

[Section 2:](#) How can I apply for an Artist Studio at PAS Rydalmere?...P.11

[Section 3:](#) Being a Studio Artist.....P.14

[Section 4:](#) How to get to PAS Rydalmere.....P.19

[Section 5:](#) How to get inside PAS Rydalmere.....P.25

[Section 6:](#) Ground level at PAS Rydalmere.....P.27

[Section 7:](#) Level 1 at PAS Rydalmere.....P.34

[Section 8:](#) Accessibility features.....P.39

[Section 9:](#) Emergency information.....P.43

[Section 10:](#) PAS staff contact information.....P.46

# About this document

# What is a Visual Story?

- A Visual Story is used to prepare a person for a new environment or situation.
- A Visual Story can help increase the predictability of what to expect.
- This can bring familiarity to a process and help reduce anxiety and stress.
- This visual story is written in plain English and uses pictures to make it accessible for everyone.

This visual story was made in partnership with Access Consultants Morwenna Collett and Frances Robinson.

You can find more information about their work here: [www.morwennacollett.com](http://www.morwennacollett.com)



# Symbols used in this Visual Story



Accessibility features



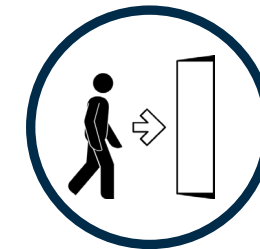
Assistance animals  
welcome



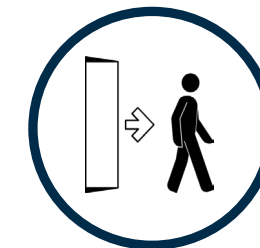
Sensory information



Location information



Arrival information



Leaving information

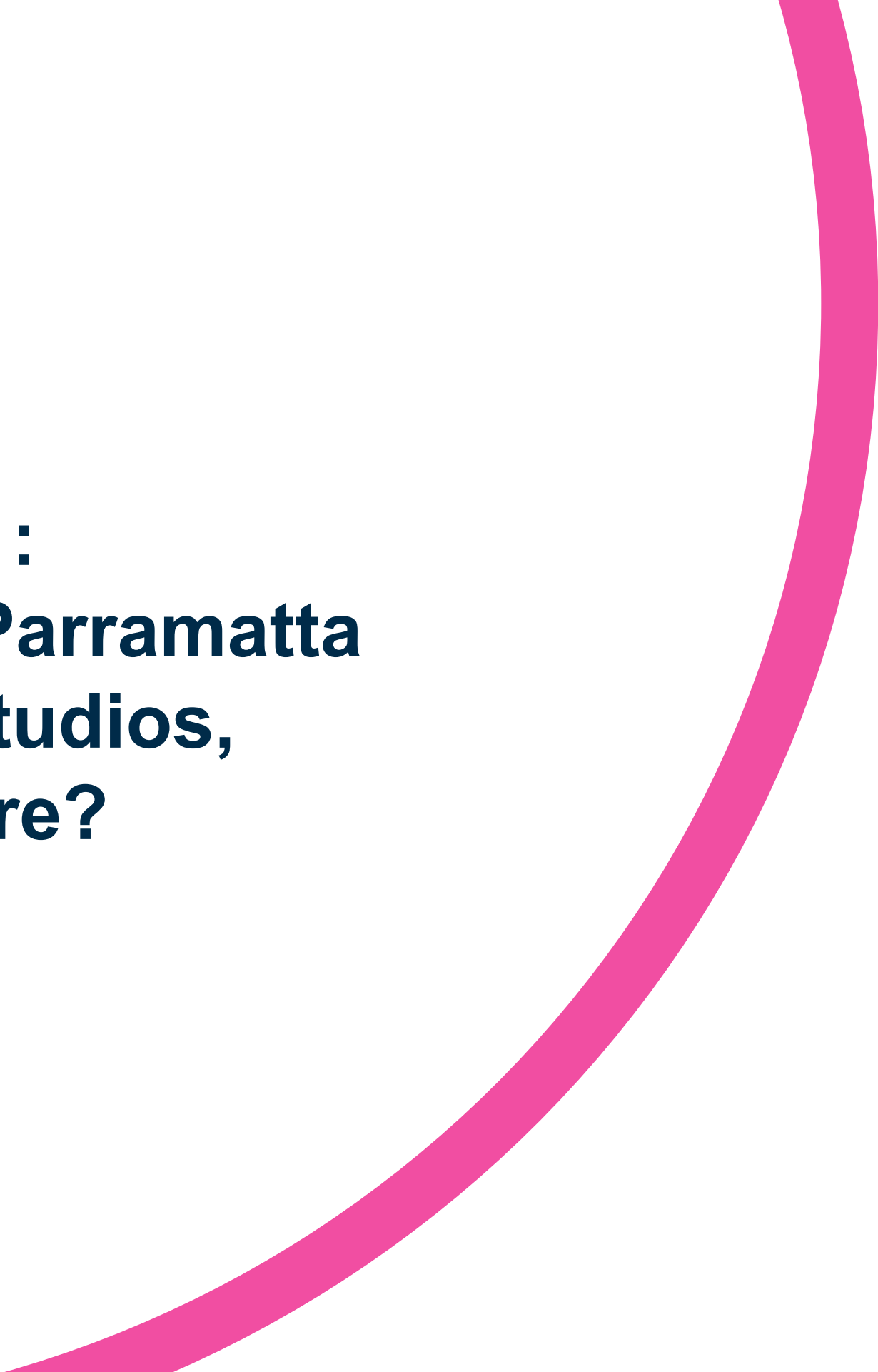
# Inclusion Statement

Everyone is welcome at Parramatta Artist Studios (PAS).

We want you to know that you are welcome to be your authentic self here without judgement.

Please let us know if there is anything we can do that would make you feel more comfortable during your visit—for instance show you to a quieter area.





# **Section 1: What is Parramatta Artists Studios, Rydalmere?**

# About Parramatta Artists Studio Rydalmere (PAS)

Parramatta Artists Studio, Rydalmere (PAS Rydalmere) is a private studio for artists.

There are **6 artist studios**.

Artists can apply to rent a studio space for **2 years**.



PAS Rydalmere is **not** open to the public every day, and there are no staff regularly on site.

The studios sometimes host public events, workshops and programs, which you are welcome to participate in as a studio artist.

You can learn more about these events and programs by signing up to a newsletter on our website: [www.cityofparramatta.nsw.gov.au/pas/contact-us](http://www.cityofparramatta.nsw.gov.au/pas/contact-us)





## **Section 2:**

### **How can I apply for an Artist Studio at PAS Rydalmere?**

# Application form

You can apply to be a studio artist at PAS Rydalmere. Applications open every 2 years.

When applications are open, you can submit an application form on the PAS website, using a system called SmartyGrants.

In your application it will ask for information about you and your arts practice.

**6 people will be selected** by a panel of City of Parramatta Council and external peers, including artists, writers, curators, and other arts workers and subject matter experts.

Form Navigation

1. Instructions to Applicants

2. Applicant Details

3. General Eligibility

4. Project Details

5. Category Questions

6. Supporting Documents

7. Work Plan and Evaluation

8. Budget

9. Declaration

Category Questions

\* indicates a required field.

Project proposal

Describe in detail your proposal for new work, creative inquiry or professional development plan. Please include how this proposal will engage with or is of significance to communities within the Parramatta LGA. \*

Word count: 0 words  
Must be no more than 300 words.

Describe the different stages of the fellowship, and how learnings or proposed outputs will be made accessible to the Parramatta community and other interested parties? \*



## What happens if I am selected?

If you are selected, you will get an artist studio to use for 2 years at PAS Rydalmere.

- The studios are rented at affordable and subsidised prices, depending on the size of the studio.
- Studios are free for selected First Nations artists.
- You can work with the PAS team to figure out the best studio for your needs.

## What happens if I am not selected?

There are lots of artists that apply for a studio at PAS.

- If you are not selected this year, we hope you will apply again in the future.
- You can ask for feedback on your application.



## **Section 3: Being a Studio Artist in Rydalmere**



# What should I bring to my studio?

Depending on your arts practice, you might want to bring:

- Art-making materials, like paints, paper, fabrics etc
- Photography or film equipment
- Ceramics or clay
- Other digital or art-making equipment

The studios are not always suitable to be used as a rehearsal space.



# Safety information

You will also be asked to complete a **Safety Data Sheet** which lists any chemicals and hazardous materials you might use in the studio. The PAS team will tell you how to fill this in.

Please do not bring any **untagged electrical equipment**, kiln, open flames or other industrial machinery.

Untagged electrical equipment means electrical devices (eg. kettles, hairdryers, radios etc) that do not have a safety tag to show they have been tested and approved for safe use.

A qualified person needs to test electrical equipment for safety and will attach a tag if it passes.





# What is inside the studio?

Inside each studio, there is:

- 1 table
- 1 chair
- A fan and a heater
- Other items that artists may have left behind.



# People and the studio

There are usually no staff at PAS Rydalmere.

If you need to contact a PAS staff member, their details are on the last page of this Visual Story.

You are welcome to host small groups of your friends and family in your studio space.

If you want to host a big event in your studio, please seek permission from PAS staff first.

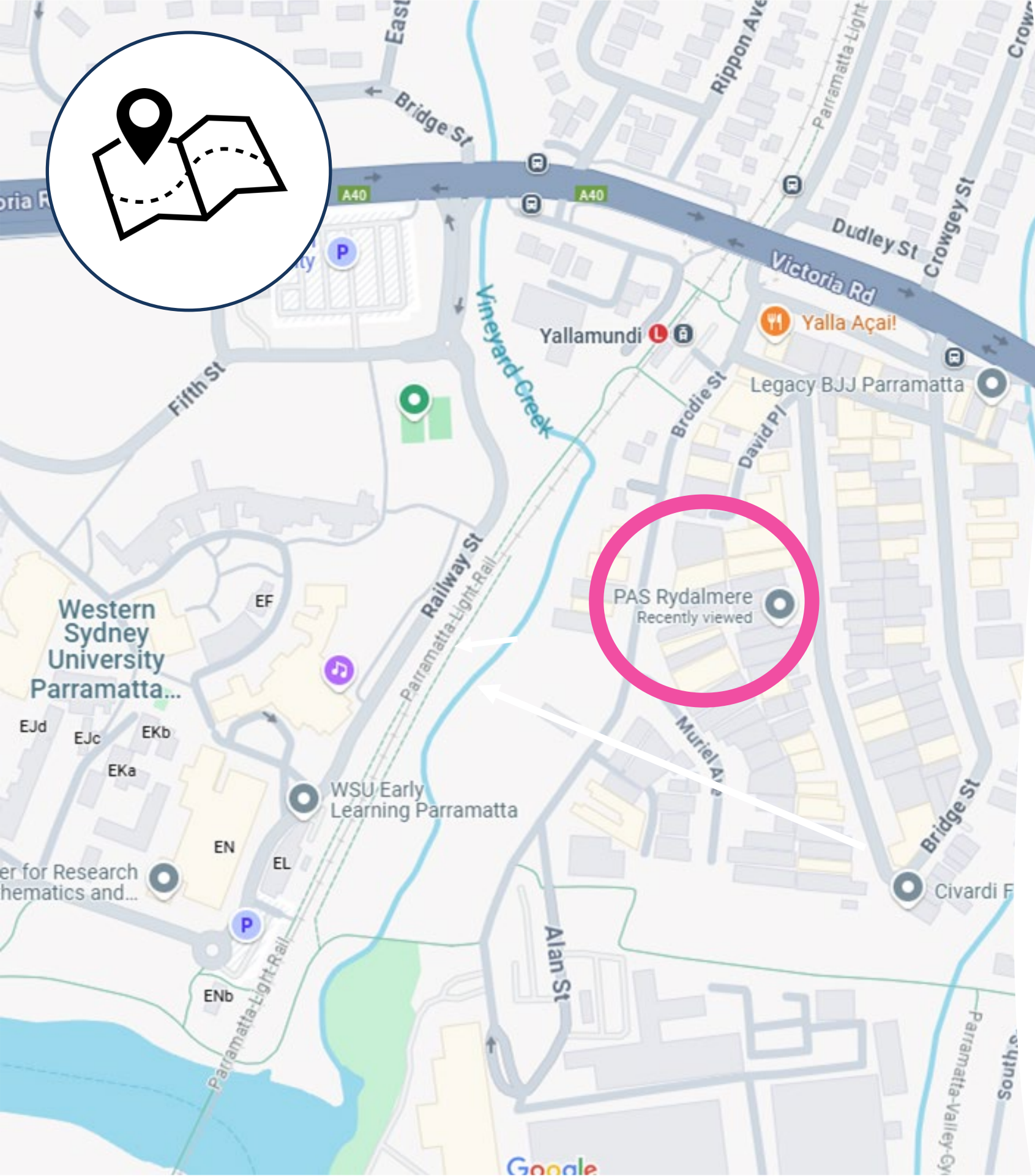






## **Section 4:**

# **How to get to PAS Rydalmere**



# Getting to PAS Rydalmere

PAS Rydalmere is located at **22 Mary Parade, Rydalmere.**

You can arrive at PAS Granville by lightrail, bus, ferry or car. It is about 2km from Parramatta CBD.

The outside of the building looks like this.



The building is blue and has more of an industrial feel than PAS Granville.



# Arriving by Lightrail




You can take the L4 Westmead & Carlingford Line light rail and get off at **Yallamundi station**.

From there it is 300m (or 4 min walk) to PAS Rydalmere.

All stops on the L4 light rail are accessible.



# Arriving by Bus



You can take the 501 bus to Rydalmere and get off at the **Victoria Rd at Bridge St stop**.

From there it is 300m (or 4 min walk) to PAS Rydalmere.


There are no rest stops between the bus stop and PAS Rydalmere.

The bus trip will take about 1 hour from Sydney CBD.





# Arriving by Ferry



You can take the F3 ferry from **Circular Quay to Rydalmere.**

It is about a 1 hour ferry ride, with lots of stops.

When you get off at Rydalmere wharf, you can take the 524 bus seven stops to PAS Rydalmere.

Then get off the bus at the **Victoria Rd at Bridge St stop.**



# Arriving by Car



PAS Rydalmere has **5 carparks** outside the building.

There is also on-street parking, but it can be busy and limited during events.

There is no dedicated accessible car space.

The accessible pick-up and drop-off point is in the driveway.





## **Section 5:**

# **How to get inside PAS Rydalmere**

# PAS Rydalmere entrance



You can enter PAS Rydalmere through a large roller door.

There is a flat, step free and level entrance.

There are 4 studios on the ground floor and 2 studios on level 1.

There is no lift to level 1, and no there is no accessible bathroom.







## **Section 6: Ground level at PAS Rydalmere**

# Ground level

As a studio artist at PAS Rydalmere, you have **24/7 access** to the studio.

**24/7 access** means you can come and go any time you like.

You can access the following spaces on the ground level:

- A communal open space
- 2 Artist studios
- 1 public bathroom, with a shower and paint sink
- A Kitchen
- A shared workshop space

There are security cameras on each level at PAS Rydalmere. These are to help you feel safe while you are using the studios.

# Ground level: Communal open space

In the large communal open space you will find:

- a long table with chairs
- some couches and armchairs
- a TV
- long hallway which leads to the artist studios.



You are welcome to sit and work in the communal area.

There is wifi available but no private work or hot desk spaces (apart from your studio).

There is hand sanitiser located around the building. Face masks and ear plugs are available on request.

# Ground level: Artist studios

All of the 4 studios on the ground floor are wheelchair accessible. There is some uneven ground.

There is lots of natural light, and the artist studio spaces are large and open plan. This means that noise travels easily between the studio spaces downstairs.

There are no blinds to block out the natural light from the windows in the ground level studios.

There is a fan and heater available in both studios.

You can ask the PAS team to help you find the best studio to support your access needs.





# Ground level: Bathrooms

There is 1 bathroom on the ground level.

- The bathroom is gender neutral. This means anyone can use them.
- There is no wheelchair accessible bathroom.
- There is roll toilet paper available, not sheet toilet paper.
- There is unscented hand wash.

Inside the bathroom there is also:

- A shower
- A paint sink to clean your brushes
- Bins
- Cleaning supplies



# Ground level: Kitchen

There is a communal kitchen on the ground floor for all studio artists to use.

You are welcome to use the kitchen any time.

Inside the kitchen, there is:

- Microwave
- Fridge (First Aid Kit on top)
- Water (not filtered)
- Catering oven
- Kettle
- Toaster
- Coffee pod machine
- First aid in kitchen drawer
- Utensils, crockery, cutlery
- Cleaning supplies





# Ground level: Shared Workshop space

This is a shared area for artists to use if they are working on bigger projects and need more space.

Sometimes it will be empty, and at other times artists might have equipment or materials in there.

You are welcome to use this space.

Please do not use other artists' equipment without asking for permission first.

There is an emergency exit at the back of this workshop space.







## **Section 7: Level 1 at PAS Rydalmere**

As a PAS Rydalmere studio artist, you have access to the following spaces on level 1:

- 4 artist studios
- 1 public bathroom
- A storage cupboard with First Aid Kit


# Level 1 stairs

To get to level 1 you can take the stairs.

There is no lift in the building.

There are 8 stairs to a landing, then 5 more stairs to the top floor.

There are handrails on both sides and tactile ground surface indicators.



# Level 1: Artist studios

There are 2 artist studios on level 1.  
Neither of these studios are  
wheelchair accessible.

The studios on level 1 are a bit  
smaller than on the ground floor.

Each studio is an individual room and  
has more privacy.

These studios are quieter than the  
studios downstairs.

The artist studios have the name of  
the artist on the door.

You can ask the PAS team to help  
you find the best studio to support  
your access needs.






# Level 1: Bathrooms

There is 1 bathroom on level 1.

- The bathroom is gender neutral. This means anyone can use them.
- The doors are right hand transfer.
- There is no wheelchair accessible bathroom.
- All bathrooms use roll toilet paper, not sheet toilet paper.
- All bathrooms use unscented hand wash.



# Level 1: Storage cupboard

There is a storage cupboard for PAS staff use only.

As a studio artist you can ask a PAS to use items in the storeroom if needed.

Inside the storage cupboard there is also a First Aid Kit which you can use if you need.





## **Section 8: Accessibility features**

PAS Rydalmere artist studios are in a busy industrial precinct.

This means it can sometimes be noisy.




# Assistance animals



Assistance animals are welcome at PAS Rydalmere, and there are water bowls available.

You are responsible for your assistance animal.

Your assistance animal can go to the toilet outside the building on the nature strip on Mary Parade.



# Quiet Space



There is not a permanent quiet space at PAS Rydalmere.

When events are on, a temporary quiet space may be set up in the back workshop area.





# Lighting, Heating & Cooling



There is good natural light in most spaces at PAS Rydalmere.


There are overhead LED lights in most communal areas.



PAS Rydalmere is in an industrial building which means it can sometimes be hot or cold.

There are fans and heaters in the space.

Upstairs, there is air conditioning and the windows can be opened.







## **Section 9: Emergency information**

# What to do in an emergency


If there is an emergency, everyone will need to exit the building quickly. There are 8 smoke detectors in the building.

There are sound and visual alarms at PAS Rydalmere.

If there is an emergency, please exit the building quickly and safely to the emergency assembly area, dial 000 and notify a PAS staff member.

The emergency assembly area is on the **grassy area, past the car park, on Mary Parade.**

Nithya Nagarajan and Madika Penrith is the Mental Health First Aid Officer.



# Fire safety

There is a fire hose located near the roller door at the entrance and one located at the end of the building.

There is 1 fire extinguisher upstairs and a fire blanket in the kitchen.

As a studio artist, you will be trained as a fire warden.

The PAS team will provide training every 6 months.

It is your responsibility to attend the training so you know what to do in case of an emergency.





## **Section 10: PAS staff contact information**



# Questions?

If you have questions, you can contact Claire Finneran who is the Program Officer at PAS.

To contact Claire, you can:

- **Email:** [studios@cityofparramatta.nsw.gov.au](mailto:studios@cityofparramatta.nsw.gov.au)
- **Text Message:** 0411 819 592
- **Leave a voice message on the office phone:** 02 9806 5823



Thank you for visiting the  
Parramatta Artists Studio in  
Rydalmere.

We hope you visit us again soon.

