

# Visiting Parramatta Artists Studios Granville: A Visual Story for Studio Artists

Prepared March 2025





# Acknowledgement of Country



City of Parramatta Council  
acknowledges the Traditional Owners  
of the land of Parramatta, the Dharug  
people. Council also acknowledges  
the present Aboriginal and Torres  
Strait Islander people who now reside  
within Parramatta.





# About this Visual Story

This visual story is to help you navigate the space at Parramatta Artists Studios, Granville (PAS Granville) and know what to expect from the venue as a **studio artist**.



# Contents

[About this document](#).....P.5

[Section 1:](#) What is Parramatta Artists Studios, Granville?.....P.9

[Section 2:](#) How can I apply for an Artist Studio at PAS Granville?.....P.12

[Section 3:](#) Being a Studio Artist.....P.15

[Section 4:](#) How to get to PAS Granville.....P.20

[Section 5:](#) How to get inside PAS Granville.....P.25

[Section 6:](#) Accessibility features.....P.30

[Section 7:](#) Artwork commissions at PAS Granville.....P.34

[Section 8:](#) Ground level at PAS Granville.....P.37

[Section 9:](#) Level 1 at PAS Granville.....P.44

[Section 10:](#) Events at PAS Granville.....P.51

[Section 11:](#) Emergency information.....P.54

[Section 12:](#) PAS staff contact information.....P.59



# About this document



# What is a Visual Story?

- A Visual Story is used to prepare a person for a new environment or situation.
- A Visual Story can help increase the predictability of what to expect.
- This can bring familiarity to a process and help reduce anxiety and stress.
- This visual story is written in plain English and uses pictures to make it accessible for everyone.

This visual story was made in partnership with Access Consultants Morwenna Collett and Frances Robinson.

You can find more information about their work here: [www.morwennacollett.com](http://www.morwennacollett.com)



# Symbols used in this Visual Story



Accessibility features



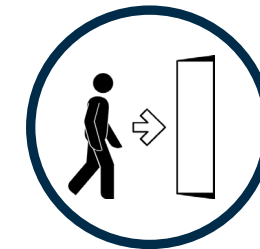
Assistance animals  
welcome



Sensory information



Location information



Arrival information



Leaving information



# Inclusion Statement

Everyone is welcome at Parramatta Artist Studios (PAS).

We want you to know that you are welcome to be your authentic self here without judgement.

Please let us know if there is anything we can do that would make you feel more comfortable during your visit—for instance show you to a quieter area.





# **Section 1: What is Parramatta Artists Studios, Granville?**

# About Parramatta Artists Studio Granville (PAS)

Parramatta Artists Studio, Granville (PAS Granville) is a private studio for artists.

There are **12 artist studios** and a multi-purpose programming space at PAS Granville. Artists can apply to rent a studio space for 1 year.

There is one studio space which is used for the PAS Artist-in-Residence Program.

This space is for regional, interstate, and international visiting artists, writers and curators.






There is a First Nations collaboration space for Indigenous-led artistic activities and projects.

PAS is not open to the public every day, but the studios sometimes host public events and programs which you are invited to join.

You can learn more about Parramatta Artists Studios by signing up to a newsletter on their website:  
[www.cityofparramatta.nsw.gov.au/pas/contact-us](http://www.cityofparramatta.nsw.gov.au/pas/contact-us)





## **Section 2:**

### **How can I apply for an Artist Studio at PAS Granville?**



# Application form

You can apply to be a studio artist at PAS Granville.

Applications open once a year.

In your application it will ask for information about you and your arts practice.

When applications are open, there will be a link to an application form on PAS website.

**12 people will be selected** by a panel of City of Parramatta Council and external peers, including artists, writers, curators, and other arts workers and subject matter experts.

Form Navigation

[1. Instructions to Applicants](#)  
[2. Applicant Details](#)  
[3. General Eligibility](#)  
[4. Project Details](#)  
**[5. Category Questions](#)**  
[6. Supporting Documents](#)  
[7. Work Plan and Evaluation](#)  
[8. Budget](#)  
[9. Declaration](#)

Category Questions

**\* indicates a required field.**

Project proposal

Describe in detail your proposal for new work, creative inquiry or professional development plan. Please include how this proposal will engage with or is of significance to communities within the Parramatta LGA. \*

Word count: 0 words  
Must be no more than 300 words.

Describe the different stages of the fellowship, and how learnings or proposed outputs will be made accessible to the Parramatta community and other interested parties? \*

## What happens if I am selected?

If you are selected, you will get an artist studio to use for a year at PAS Granville.

- The studios are rented at affordable and subsidised prices, depending on the size of the studio.
- Studios are free for selected First Nations artists.
- You can work with the PAS team to figure out the best studio for your needs.

## What happens if I am not selected?

There are lots of artists that apply for a studio at PAS each year.

- If you are not selected this year, we hope you will apply again in the future.
- You can ask for feedback on your application.



## **Section 3:**

# **Being a Studio Artist**



# What should I bring to my studio?

Depending on your arts practice, you might want to bring:

- Art-making materials, like paints, paper, fabrics etc
- Photography or film equipment
- Ceramics or clay
- Other digital or art-making equipment

The studios are not always suitable to be used as a rehearsal space.



# Safety information

You will also be asked to complete a **Safety Data Sheet** which lists any chemicals and hazardous materials you might use in the studio. The PAS team will tell you how to fill this in.

Please do not bring any **untagged electrical equipment**, kiln, open flames or other industrial machinery.

Untagged electrical equipment means electrical devices (eg. kettles, hairdryers, radios etc) that do not have a safety tag to show they have been tested and approved for safe use.

A qualified person needs to test electrical equipment for safety and will attach a tag if it passes.





# What is inside the studio?

Inside each studio, there is:

- 1 table
- 1 chair
- A trolley with shelving
- A wooden box that can be used for display or as a low stool





# People and the studio

There is usually at least 1 staff member at PAS Granville from Monday to Friday, 9am-5pm. They can help you with any questions you have.

You can find their contact details on the last page of this Visual Story.

You are welcome to host small groups of your friends and family in your studio space.

If you want to host a big event in your studio, please seek permission from PAS staff first.

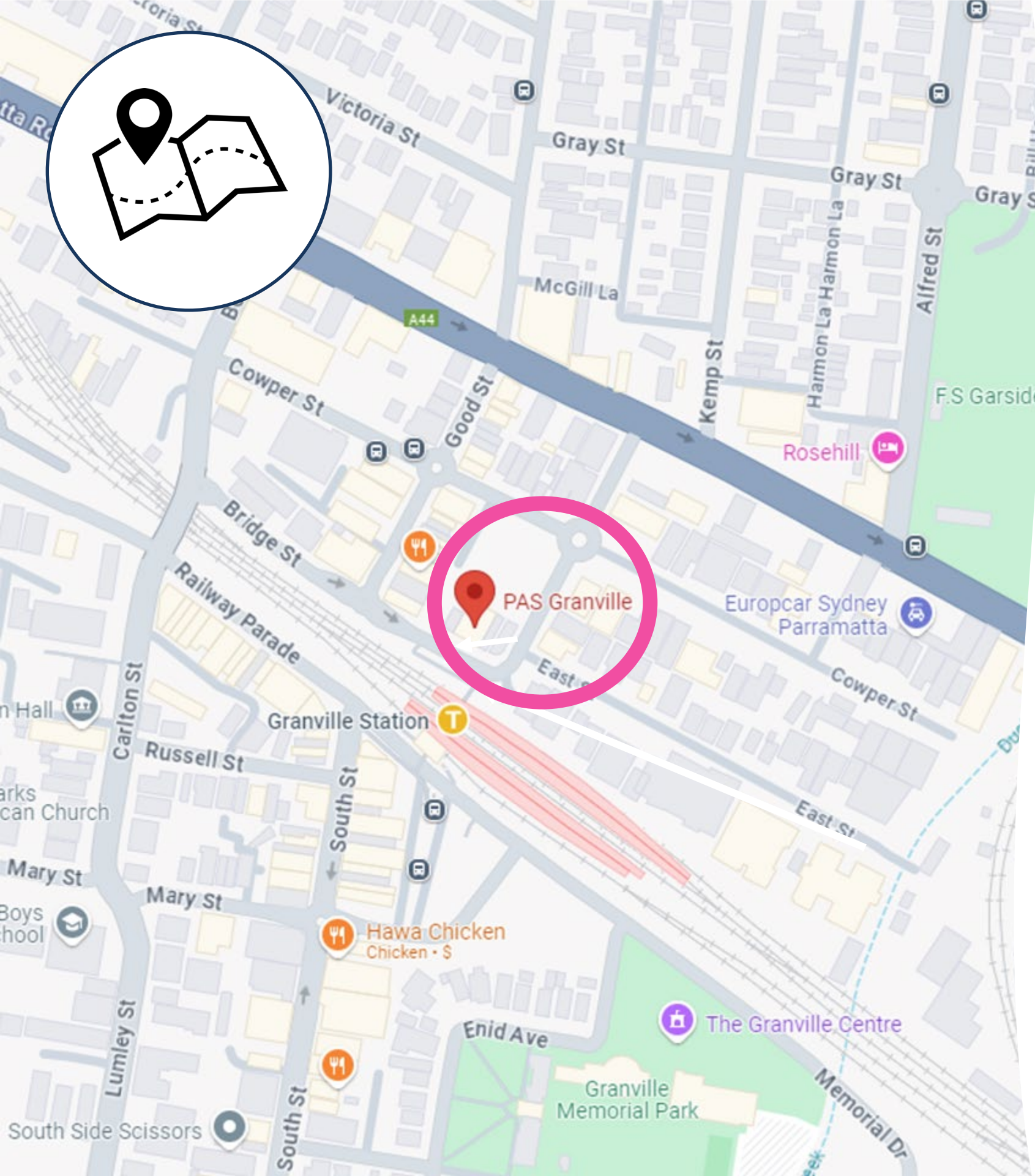




## **Section 4:**

# **How to get to PAS Granville**





# Getting to PAS Granville

Parramatta Artists Studios is located at **4 Bridge Street, Granville.**

There is also a back entrance located via the carpark entrance off Rowell Street.

You can arrive at PAS Granville by train, bus or car.



# Arriving by Train



You can take two train lines to Granville:

- T1 Western Line
- T2 Inner West and Leppington Line

Granville station is accessible with a long, steep ramp and lift.

There is one rest stop between the train platform and PAS Granville.

Leave the station via the Bridge Street exit, and walk 20 meters, across the road to PAS Granville.



# Arriving by Bus



You can take a bus to the Bridge Street stand at Granville station.

You can walk across the road to PAS Granville.

You can also cross the train station by a footbridge.





# Arriving by Car



PAS Granville has **4 carparks** located behind the building.

There is a large car park at Bridge Street with all-day and 2-hour parking.

There is 1 accessible car space here.

There are curb cuts for wheelchair mobility, prams and scooters.

There is a pick-up and drop-off, and 1-hour parking, in front of the building.







## **Section 5:**

# **How to get inside PAS Granville**

# PAS Entrances



There are 2 ways you can get inside PAS Granville.

## **1. Bridge Street entrance (main entrance)**

You can use this entrance if you have arrived by train or bus.

## **2. Rowell Street entrance (rear entrance)**

You can use this entrance if you have parked your car at the rear of the building.

# Bridge Street entrance (Page 1 of 2)



This is the **Bridge Street entrance**. All studio artists will be provided with a keycard to enter the building.

There is a ramp with handrails.

You can enter through the clear door on the left.


Inside the building, you will see a **Programs Space** on your left.

There might be a workshop happening or the space might be empty.



# Bridge Street entrance

(Page 2 of 2)



In the hallway you will see a wall with a list of names.

These are the names of the artists using the studios at the moment.

These names will change each year.

There are 3 studios on the ground floor and 11 studios on the first floor.

There is no lift in the building.

Level G	Studio 1	M. Sunflower
	Studio 2	Celine Cheung
	Studio 3	First Nations collaboration space
Level 1	Studio 4	Audrey Newton
	Studio 5	Marian Abboud
	Studio 6	Keg de Souza
	Studio 7	Bonnie Huang
	Studio 8	Artist-in-Residence
	Studio 9	Ali Tahayori
	Studio 10	Monica Rani Rudhar
	Studio 11	Anney Bounpraseuth
	Studio 12	Morgan Hogg
	Studio 13	Abdullah M. I. Syed
	Studio 14	Kirtika Kain



# Rowell Street entrance



This is the **Rowell Street entrance** at the rear of the building.

It is on a slope.

There is also a portable ramp available.

You will need to swipe the keycard and then pull the door handle up to enter through the double doors.





## **Section 6:**

# **Accessibility features**



# Assistance animals



Assistance animals are welcome at PAS, and there are water bowls available.

You are responsible for your assistance animal.

Your assistance animal can go to the toilet outside the building on the nature strip on Bridge Street.





# Quiet Space



There is not a permanent quiet space at PAS.

During events Studio 2 is used as a Quiet space.

You can ask a staff member to show you where this space is.

You can use this space to chill out and relax.



# Lighting, Heating & Cooling



There is good natural light in most spaces at PAS.

There are overhead LED lights in most communal areas. There are no dimmers (on/off).

There is air conditioning throughout the building through one shared filtration system.

The windows do not open.



## **Section 7: Artwork commissions at PAS Granville**

PAS regularly commissions studio artists to develop new work for exhibitions and key public events.

At the moment, there are 4 commissioned artworks on display in the building. All of these artworks were made in 2024.

You can look for the artworks, but please do not touch them unless someone says it is okay.



# Artwork commissions

(Page 1 of 2)

The artworks are:

1.

**Artist:** Garry Trinh

**Title:** Nothing Special

These are artworks displayed on the exterior of the building



2.

**Artist:** Min Wong

**Title:** Beyonce wasn't built in a day

This is a birth chart wall that is painted in the stairwell



# Artwork commissions (Page 2 of 2)

The artworks are:

3.

**Artist:** Serwah Attafuah

**Title:** 2142

This is a video installation displayed on a retro TV on the first floor, near the couches.




4.

**Artist:** Billy Bain

**Title:** Everyone's a Winner, Baby

This is a multimedia installation and sculpture displayed on the ground floor in the foyer area.





## Section 8: Ground level at PAS Granville

Once you are inside the building on the ground level, you will find:

- A foyer
- 3 artist studios
- A workshop and program space
- 2 public bathrooms
- A kitchen



# Ground level: Foyer

This is the foyer space which is near the rear entrance.

It has a long table, benches and couches.

You are welcome to sit here.

There is hand sanitiser located around the building.

Face masks and ear plugs are available on request.




# Ground level: Artist studios

All 3 studios on the ground floor are wheelchair accessible.

This is one of the artist's studios.

The door might be opened or closed.

If it is closed, knock before you go in.



One of the studios on the ground level is a First Nations space.

It has a private bathroom and small kitchen.



# Ground level: Bathrooms

There are 2 bathrooms on the ground level.

- Both bathrooms are gender neutral. This means anyone can use them.
- All doors are left hand transfer.
- 1 bathroom is wheelchair accessible.
- There is roll toilet paper available, not sheet toilet paper.
- There is unscented hand wash.





# Ground level: Accessible bathrooms



The accessible bathroom door opens inwards.

- It is a large space.
- The toilet has a supportive backrest.
- There are grab rails on the walls.
- If using a mobility scooter, the turning circle is tight. Parking in the hallways is recommended where possible.



# Ground level: Kitchen

There is a large communal kitchen on the ground floor for all studio artists to use. It has a brown door with the word 'kitchen' on it.

You are welcome to use the kitchen any time. It is sometimes used for events when there is catering available.

Inside the kitchen, there is:

- 2 fridges
- Microwave
- Cupboards with utensils and cutlery
- Kettle and toaster
- Oven and hot plates
- Bins
- First Aid Kit
- CO2 Fire extinguisher and fire blanket
- Noticeboard
- Artist storage



# Ground level: Workshop & Program space (Page 1 of 2)

There is a large workshop and programs space near the main entrance.

This space is used for public workshops, talks and events.

Sometimes there will be things happening in the space, and sometimes it will be quiet.

As a studio artist, you can request to book this space to host a workshop or event.





# Ground level: Workshop & Program space (Page 2 of 2)

The workshop and program space has glass windows on 2 sides with blinds that can be closed.

Inside the space, there is:

- Lots of chairs, with arms and back rests
- Long tables
- Storage drawers
- A TV monitor on the wall.



## Section 9: Level 1 at PAS Granville

Once you are on level 1, you will find:

- 10 artist studios
- 2 bathrooms
- A storeroom
- A kitchen, with paint sinks (this area is not suitable for drinking water or disposing food)
- A communal space with a couch
- PAS staff office


# Level 1 stairs

To get to level 1 you can take the stairs.

There is no lift in the building.

There are 8 stairs to a landing, then 11 stairs to the top floor.

There are handrails on both sides.





# Level 1: Artist studios

There are 10 artist studios on level 1.  
None of these studios are wheelchair accessible.

Each studio is a different size and support different artists' needs.

This is the inside of one of the artist studios.

If the door is open to an artist studio, and the artist is in there, you can ask to come in.

If the door is closed, the artist might be working or not want to be interrupted, so please do not go in.



# Level 1: Bathrooms

There are 2 bathrooms on level 1.

- Both bathrooms are gender neutral. They both have brown doors and 'All Gender' signage that has braille.
- 1 of the doors is left hand transfer and the other is right hand transfer.
- There is roll toilet paper available, not sheet toilet paper.
- There is unscented hand wash.
- One of the bathrooms has 1 cubical, a hand basin and a hand dryer
- The other bathroom has 1 cubical, a urinal and a hand basin
- There is no accessible bathroom on this level.





# Level 1: Communal areas

There is a storeroom labelled FAX ROOM. This is for PAS staff use only.

There is a paint sink in the corner of Level 1.

As a studio artist you can ask to use items in the storeroom, and clean your paints and brushes in the paint sink.

Outside the storeroom is a gathering space. This is also called a communal space.

It is a space for artists to gather.

There is a large yellow couch.

You are welcome to sit here.





# Level 1: PAS office

Near the top of the stairs, there is an office area for PAS staff.

This is a shared workspace.

There are 4 computer desks that staff use.

When the doors are open, you can go in.

If the doors are closed, staff may be in a meeting or doing work so please knock first or come back later.



## **Section 10: Events at PAS Granville**

# Events

Sometimes there are public events hosted at PAS Granville.

These events might include:

- Open days for the local community
- Workshops and artist talks
- Live performances
- Food and drinks

During these events, you are invited to open your studio up to the public so they can see what sort of art gets made at PAS.

You might also want to get involved by:

- Hosting artists talks and creative workshops
- Participating in performances
- Talking to visitors about your art
- Demonstrating how you make your art





# PAS event sensory information



PAS understands some people may feel overwhelmed by loud noises and bright lights.

If you need help finding a quiet space or other support, please ask PAS staff.

At PAS events there might be:

- **Noise:** Artists playing music, people clapping and talking.
- **Crowds:** There may be lots of people at the PAS event
- **Lights:** Flashing or bright lights from artworks or performances
- **Touch:** Interactive workshops
- **Smells:** Food smells and smoke smells, like from a Smoking Ceremony



**Some things you can bring to help you:**

- Headphones/earplugs
- Fidgets
- Sunglasses
- Hat

# **Section 11: Emergency information**

# What to do in an emergency

If there is an emergency, everyone will need to exit the building quickly.

There are no sound or visual alarms at PAS.

If there is a fire, follow the exit signs to your closest and safest exit.

Meet at the emergency assembly area and wait for further instructions from PAS staff.

The emergency assembly area is on the corner of **Bridge Street and Good Street**.





# Fire wardens

All PAS staff are trained as Fire Wardens and can help you.

They wear a Fire Warden cap that looks like this.

As a studio artist, you will also be trained as a fire warden.

The PAS team provides training every 6 months.

It is your responsibility to attend the training so you know what to do in case you need to evacuate the building.



# Fire extinguishers

Fire extinguishers are located on both floors of PAS Granville.

## Ground level:

- 1 in the foyer
- 1 in the hallway near the bathrooms
- 1 in the kitchen (where there is also a fire blanket)

## Level 1:

- 1 near the bathrooms
- 1 near the top of the stairs



Only use the fire extinguishers if you are trained and feel comfortable to do so.

Otherwise just leave the building quickly and safely, call 000 and notify a PAS staff member.

# First Aid

There are 2 First Aid Kits at PAS Granville.

- 1 is in the middle drawer, in the Kitchen on the Ground level.
- 1 is in the brown storage cupboard on Level 1.

You can use these First Aid Kits if you need to.

Please tell a PAS staff member if items need replacing.

Please complete an incident report form if an accident happens. A PAS staff member can help you.

Nithya Nagarajan is the Mental Health First Aid Officer.







## **Section 12: PAS staff contact information**

# Questions?

If you have questions, you can contact Claire Finneran who is the Program Officer at PAS.

To contact Claire, you can:

- **Email:** [studios@cityofparramatta.nsw.gov.au](mailto:studios@cityofparramatta.nsw.gov.au)
- **Text Message:** 0411 819 592
- **Leave a voice message on the office phone:**  
02 9806 5823



Thank you for visiting the  
Parramatta Artists Studio in  
Granville.

We hope you visit us again soon.

