










# Yellow Tea Tree

Commonly known as the Yellow Tea Tree, this dense native shrub with weeping branches and aromatic leaves is perfect for smaller locations in need of some character. The small white wheel-shaped flowers appear from late Winter to Summer and are sweetly scented. The Yellow Tea Tree welcomes pruning and can be trimmed to form a hedge. Once established, this species has a low water requirement but responds well to mulching.



 <b>Botanic name</b>	Leptospermum polygalifolium
 <b>Origin</b>	East coast Australia
 <b>Typical height</b>	3-4m
 <b>Typical width</b>	3m
 <b>Foliage Type</b>	Evergreen
 <b>Leaf</b>	Light green and rectangular
 <b>Bark</b>	Woody
 <b>Flowers</b>	White and wheel-shaped
 <b>Fruit Pod</b>	Brown capsule

