










Willow Bottlebrush

The Willow Bottlebrush is a hardy native tree with bird-attracting yellow-white flowers and pink new growth. Establishing in 2-3 years and having a low water requirement, very little maintenance is needed to ensure this tree thrives. When left to grow into its natural form, this tree produces an attractive weeping shape that provides plenty of shade. Its dense growth can also be easily pruned for hedging or screening purposes.



You can see a great example of a Willow Bottlebrush planting at 10 Thomas Street, Parramatta.



 Botanic name	Callistemon salignus
 Origin	East coast Australia
 Typical height	10-14m
 Typical width	6m
 Foliage Type	Evergreen
 Leaf	Mid green and pointed, oval-like shape
 Bark	Papery and peeling
 Flowers	Yellow-white brush-like
 Fruit Pod	Brown capsule

